ATTENTION: the winding must be made of two separate wires!

Make sure, that the finished choke does not exceed an overall height of 31.5mm from the base plate bottom to the top coil.

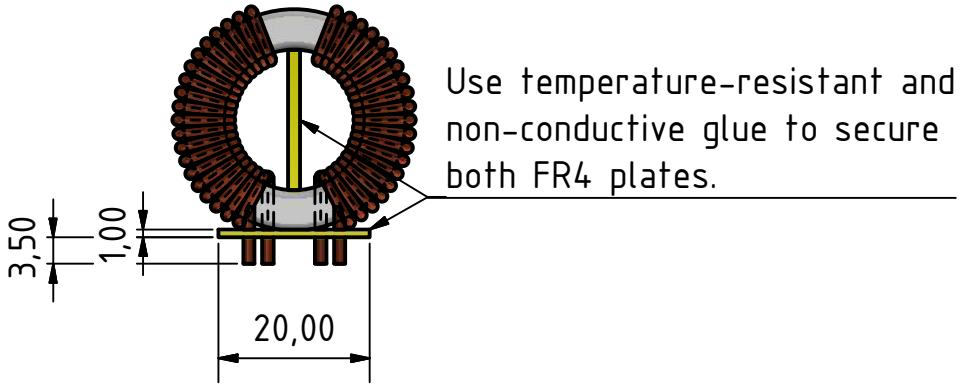

Baseplate detail

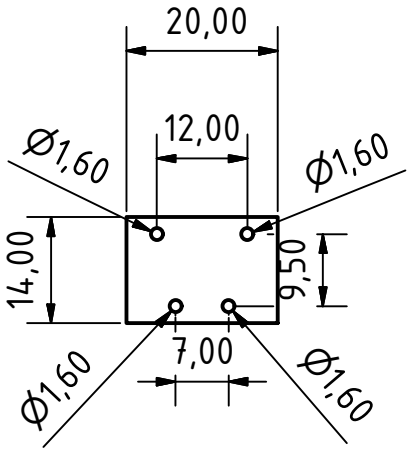

MG100003070			
Core Specification	Wire 1+2 Specification	Separator plate Specification	Base plate specification
Ferroxcube	1.5mm Diameter	FR4	FR4
TX29/19/7.6-3E27	Isolation coating	18.5x9x1.5mm	20x14x1mm

Common mode Inductance: 1416µH± 25%

	Datum	Name
Gezeichnet	27.07.2021	Wernegger
Kontrolliert		
Norm		

Winding: 20 turns per side

MG100003070 Input

1

A4

Status	Änderungen	Datum	Name

Wiring Instructions						
Wind	Wire	Nr. of turns	Rotation	Pin output	Nr. of layers	Notes
N1	Copper wire	20	+	1-4	1	
N2	Copper wire	20	-	3-2	1	

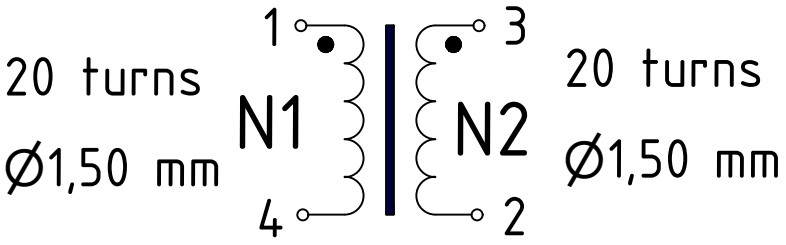

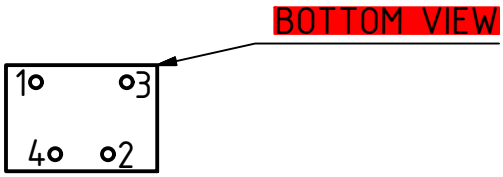

MG100003070			
No.	Test	Test condition	Limits
1	Inductance	Pin 1-4	1062-1770uH
2	Turns ratio		
3	Dielectric strength		

					Datum	Name
				Gezeichnet	27.07.2021	Wernegger
				Kontrolliert		
				Norm		
Status	Änderungen	Datum	Name			

Electrical Diagram
Pinout
Wiring instructions

MG100003070 Input

2

A4